



Size Range Ø66,6 x 38 mm 2,62 x 1,5 "
400Hz HIGH PERFORMANCES AXIAL FAN

TECHNICAL DATA

Characteristics

- Weight: 0,17 Kg / 0,38 Lb
- Housing in Aluminium
- Impeller in metal
- L-10 life expectancy at 40°C: 25.000 hours
- Operating temperature range: -10 / +70 °C
- Storage temperature: -54 / +85°C
- Connection: Leads
- GAM T1 listed
- IP40

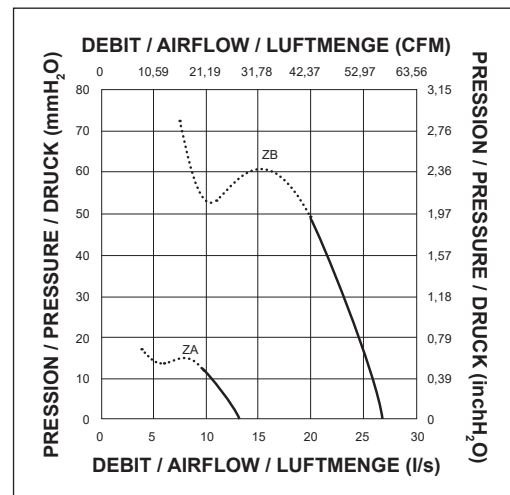
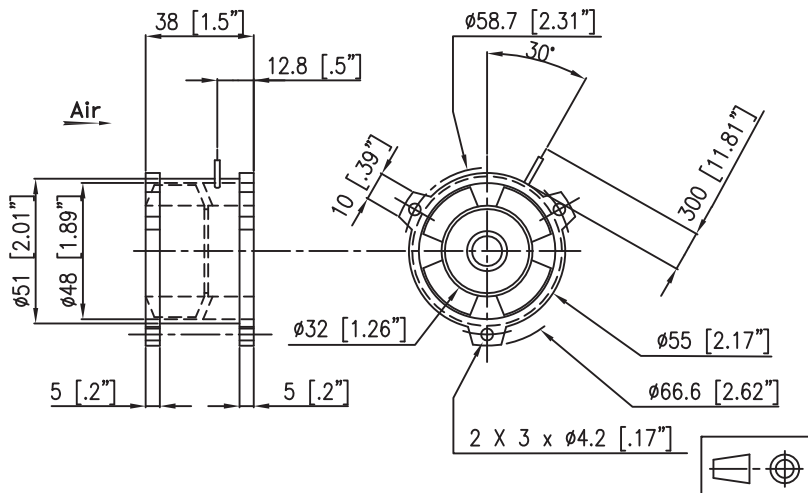
Options

- Other IP levels
- Salt spray protection
- Shocks and vibrations protection
- Marine application
- Wide temperature range
- Other voltages
- Other constructions on page 2
- NATO Codification (not on all part numbers, please consult the factory for more detailed information)

ELECTRICAL AND AERAILIC DATA

Part Number	Voltage Frequency		Nb Phases	Airflow		Pressure		Nominal speed RPM	Noise level LP dBA	Nominal current A	Starting current A	power W	Capacitor µF
	V	Hz		l/s	CFM	mm H _o	inch H _o						
106ZA0562C13 NR	115	400	3	13,00	27,56	38,00	1,50	11500	51	0,16	0,35	15,00	0,47
	115	400	1	13,00	27,56	38,00	1,50						
106ZA0560C13 NR	200	400	3	13,00	27,56	38,00	1,50	11500	51	0,10	0,21	15,00	0,15
	200	400	1	13,00	27,56	38,00	1,50						
106ZB0562C13 NR	115	400	3	27,00	57,24	131,00	5,16	22700	72	0,33	1,25	51,00	
106ZB0560C13 NR	200	400	3	27,00	57,24	131,00	5,16	22700	72	0,20	0,72	42,00	0,32
	200	400	1	27,00	57,24	131,00	5,16						
106ZB0460C13 NR	200	400	3	27,00	57,24	131,00	5,16	22700	72	0,20	0,72	42,00	
106ZB0362C17 NR	115	400	3	27,00	57,24	131,00	5,16	22700	72	0,33	1,25	51,00	

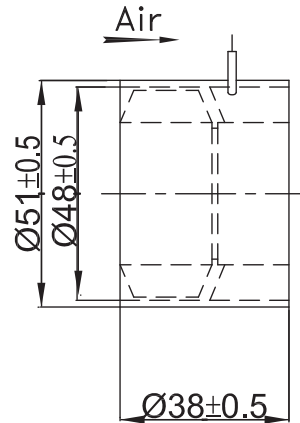
DRAWING AND AIRFLOW CURVE



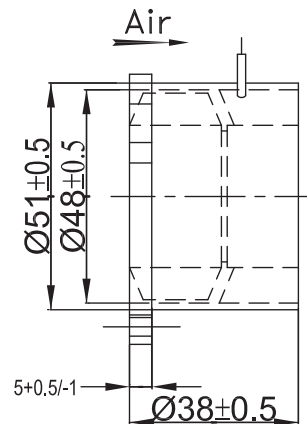
Non contractual document. All specifications are subject to change without prior notice. For professional use only. Please refer to the conditions of use of our catalogue.

AUTRES CONSTRUCTIONS
OTHER CONSTRUCTIONS

106Z*01***
Sans bride
Without flange



106Z*03***
Bride à l'aspiration
Flange at inlet



106Z*04***
Bride au refoulement
Flange at outlet

